

portfolio

2-4

Printmaking and portraiture ~
September- December 2021

5

Cyanotype experiments ~
October 2021

6-9

A portrait of Impressions, memory ~
September 2021- January 2022

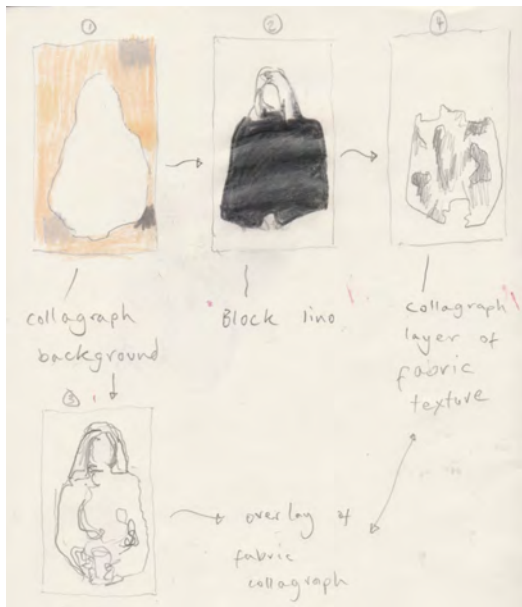
10-13

Soft lighting & fabric ~
November 2021- January 2022

14-16


Light & portraiture ~
May- September 2021

Printmaking and portraiture



September- December 2021

Experimenting with different printmaking processes
Lino cut and collagraph- A4





September- December 2021

Using processes such as collagraph, a linear lino print, a reductive lino print and collage with tree bark
 Prints- bark collage A3, other prints A4



September- December 2021

Resolved pieces, experimenting with texture and composition using collagraph and collage. Fabric in the collagraph plate mimics the fabric of her jumper

Lino on collaged surface- A3, Collagraph and lino- A4





Cyanotype experiments



October 2021

Exploring new methods of printing, using varying transparencies of paper to alter the exposure of the cyanotype
Main piece- A4





A portrait of Impressions, memory



September 2021- January 2022

Studies of the parts of artist's work that influenced the project and experimenting with composition and colours in my sketchbook



Pencil and mono-printing, sketchbook pages- A5



September 2021- January 2022

Developing poses while exploring textures and background compositions
Mono-printing, collage and fabric used, all work A4





September 2021- January 2022

Using frottage, delicate pencil and mono-printing to evoke a sense of memory in both the portrait and the bag


Charcoal bag studies- A3, tan portrait and sketchbook page- A4, mono-print- A5



January 2022

The bag is a portrait of the person just as the person is, pushing what a classic "portrait" is



Final piece- A3





Soft lighting & fabric

November 2021- January 2022

After being inspired by Karla Black exhibition at Fruitmarket Gallery and going back three times in a couple of weeks, I began exploring soft fabric forms and light






November 2021- January 2022

Further developing abstract fabric shapes with a projection and collage. Exploring materials, their textures and the space they occupy.

Sketchbook pages with photos I've taken and then collaged and drawn on- A4, Projection out of card and masking tape- A6, Material studies- A5



January 2022

Using a slide projector with handmade slides to experiment with abstract soft lighting and textures
Medium format E6 Fujifilm

FUJI RHP

RHP 235



RHP 3

January 2022


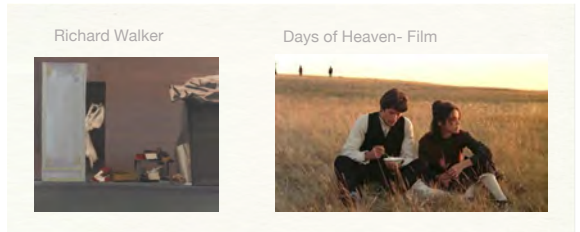
Film resolution,
projected slide on
hanging paper



Light & portraiture

May- September 2021


Exploring how light effects the mood of a piece and the way it interacts with space
Pencil portrait on tan paper- A4





May- September 2021

Developing composition, colour and focusing on creating a delicate, calm mood
 Sketchbook pages- A4, Pencil portrait- A6



September 2021

Resolved pieces to be viewed together
Hand, acrylic- A4 square, Portrait, graphite and white pencil on grey paper- A3